



District Report Card: 2017


State: Haryana	District: Rohtak
Class: 3	Subject: Language
Schools: 58	Students: 1018


Participation/Coverage


Students

<div>GENDER</div> <div></div>	Boys		Girls	
	Number	%	Number	%
	451	44.30	567	55.70

<div>AREA</div> <div></div>	Rural		Urban	
	Number	%	Number	%
	742	72.89	276	27.11

<div>CATEGORY</div> <div></div>	SC		ST		OBC		GEN	
	Number	%	Number	%	Number	%	Number	%
	538	52.85	4	0.39	188	18.47	288	28.29

<div>CWSN</div> <div></div>	LD	VI	HI	S&LD	ID	Oth
	0	5	0	3	8	3

<div>Management</div> <div></div>	Government		Government-aided	
	Number	%	Number	%
	955	93.81	63	6.19

Average Performance of Students in Language (%)

Overall	Gender		Area		Management		Social Group			
	Male	Female	Rural	Urban	Govt.	Aided	SC	ST	OBC	GEN
68.55	66.84	69.91	69.46	66.11	67.87	78.84	67.76	40.00	69.82	69.61

Performance on Learning Outcomes (LOs)

Learning Outcomes	Description	Average Performance(%)
L304	Reads small texts with comprehension i.e., identifies main ideas, details, sequence and draws conclusions	68.95
L312	Reads printed scripts on the classroom walls: poems, posters, charts etc.	67.76

Range of Performance of Students who Answered Correctly							
Below 30%		30% - 50%		50% - 75%		Above 75%	
Number	%	Number	%	Number	%	Number	%
82	8.06	131	12.87	339	33.30	466	45.78

Lowest Performing Learning Outcomes (LOs)

1 - Reads printed scripts on the classroom walls: poems, posters, charts etc. (67.76)

2 - Reads small texts with comprehension i.e., identifies main ideas, details, sequence and draws conclusions (68.95)